

RESOLUTION NO. 2013-28116

A RESOLUTION OF THE MAYOR AND CITY COMMISSION OF THE CITY OF MIAMI BEACH, FLORIDA, ADOPTING THE FIRST AMENDMENT TO THE CAPITAL BUDGET FOR FISCAL YEAR 2012/13.

WHEREAS, the Miami Beach Capital Budget for FY 2013/13 was approved and appropriated via Resolution No. 2012-28017 on September 27, 2012; and


WHEREAS, it is recommended the FY 2012/13 Capital Budget be amended to add appropriations totaling \$1,158,325 to three projects highlighted in "Attachment C – Projects"; and

WHEREAS, the proposed amendment to the FY 2012/13 Capital Budget are included in "Attachment A – Source of Funds" and "Attachment B – Program".


NOW, THEREFORE, BE IT RESOLVED BY THE MAYOR AND CITY COMMISSION OF THE CITY OF MIAMI BEACH, that the Mayor and City Commission hereby adopt the First Amendment to the Capital Budget for Fiscal Year 2012/13 as shown in Attachment A (Source of Funds), Attachment B (Programs) and Attachment C (Projects).


PASSED AND ADOPTED this 16th day of January 2013.

Attest:



Rafael Granado, City Clerk






Matti Herrera Bower, Mayor

APPROVED AS TO FORM AND LANGUAGE AND FOR EXECUTION

~~_____
City Attorney~~

Date

APPROVED AS TO FORM & LANGUAGE & FOR EXECUTION



City Attorney

1/14/13

Date

**ATTACHMENT A
FY 2012/13 CAPITAL BUDGET
SOURCE OF FUNDS
Amended 1/16/2013**

Funding Source	Adopted 9/27/2012	Amended 1/16/2013	Revised
Renewal & Replacement Fund	\$2,447,592		\$2,447,592
Concurrency Mitigation Fund	28,068		28,068
Local Option Gas Tax	371,190		371,190
W&S GBL Series 2010 Bonds	625,721		625,721
Water & Sewer Bonds 2000S	542,735		542,735
Information & Communications Technology	369,940		369,940
South Pointe Capital	7,750,153		7,750,153
Pay-As-You-Go	2,625,823		2,625,823
RDA – Anchor Garage Fund	539,660		539,660
MDC CDT Interlocal-CDT/Resort Tax Eligible	3,984,647		3,984,647
Equipment Loan/Lease	3,914,300		3,914,300
Half Cent Transit Surtax - County	1,094,900		1,094,900
Stormwater Enterprise Fund	5,553,835	756,272	6,310,107
Stormwater LOC Reso. No 2009-27076	4,315,776		4,315,776
Stormwater Bnd Fund 431	380,906		380,906
Sanitation Enterprise Fund	90,398		90,398
Stormwater Bonds 2000S	423,963		423,963
SB Quality of Life Resort Tax Fund – 1%	975,790	16,102	991,892
MB Quality of Life Resort Tax Fund – 1%	135,767		135,767
NB Quality of Life Resort Tax Fund – 1%	(854,195)		(854,195)
Water & Sewer Enterprise Funds	7,072,889	321,766	7,394,655
Convention Center	1,935,000		1,935,000
Parking Operations Fund	2,453,180		2,453,180
Fund 467 Penn Garage	89,000		89,000
Fleet Management Fund	82,804		82,804
Gulf Breeze 2006	547,442		547,442
City Center RDA Capital Fund	14,943,000		14,943,000
Capital Reserve	268,925		268,925
Building Tech Capital Project	208,600		208,600
Fire Info. & Comm Technology Fund	17,700		17,700
Miami-Dade County Bond	3,217,000		3,217,000
Parking Impact Fees	450,000		450,000
7 th Street Garage	236,500		236,500
Florida Department of Transportation (FDOT)	0	64,185	64,185
Total Appropriation as of 1/16/2013	\$66,839,009	\$1,158,325	\$67,997,334

**ATTACHMENT B
 FY 2012/13 CAPITAL BUDGET
 PROGRAMS
 Amended 1/16/2013**

Program Area	Adopted 9/27/2012	Amended 1/16/2013	Revised
Bridges	\$513,068		\$513,068
Environmental	2,348,625	16,102	2,364,727
Parking Lots	1,688,600		1,688,600
Seawalls	1,882,662	820,457	2,703,119
Convention Center	1,935,000		1,935,000
Equipment	7,136,940		7,136,940
General Public Buildings	1,061,158		1,061,158
Golf Courses	796,168		796,168
Parking Garages	10,897,031		10,897,031
Parks	4,536,949		4,536,949
Renewal and Replacement	4,668,721		4,668,721
Street / Sidewalk / Streetscape Improvements	22,391,357	321,766	22,713,123
Utilities	3,784,737		3,784,737
Transit/Transportation	3,197,993		3,197,993
Total Appropriation as of 1/16/2013	\$66,839,009	\$1,158,325	\$67,997,334

**ATTACHMENT C
CAPITAL BUDGET
PROJECTS
Amended January 16, 2013**

Capital Project Name	Current Capital Budget	Amended 1/16/2013	Revised Capital Budget
Water Main Utility Work Along Alton Rd.	\$3,061,875	\$321,766	\$3,383,641
Irrigation System - Alton Road (from 5th St. to Michigan Ave.)	140,000	16,102	156,102
10th Street End Improvement Project	1,557,643	820,457	2,378,100
Total	\$4,759,518	\$1,158,325	\$5,917,843