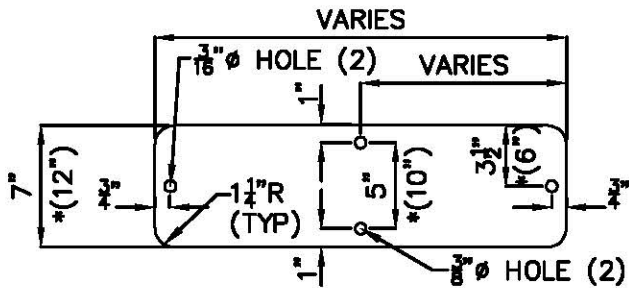
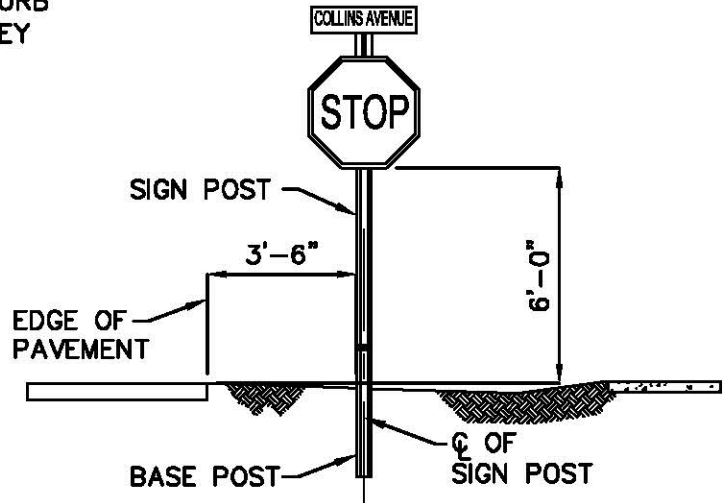


USED ON ANY MOUNTABLE TYPE CURB AND GUTTER SECTION (i.e. - VALLEY GUTTER, ECT.)



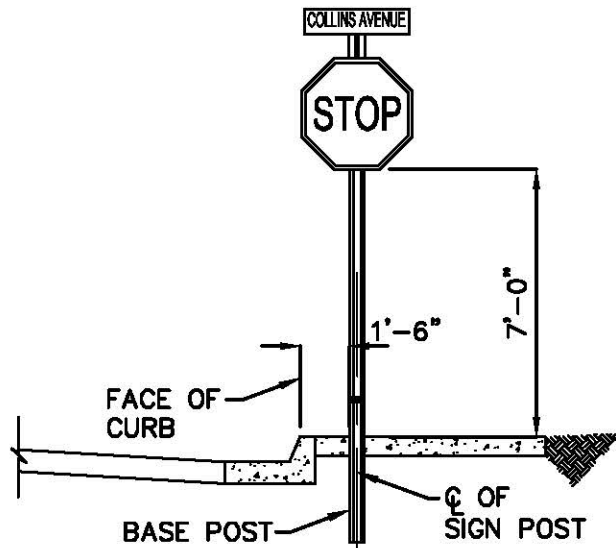
TYPICAL SIGN ASSEMBLY



SIGN BLANK

NOTES:

1. (*) DIMENSIONS ARE FOR 12 INCH BLANK STREET NAME SIGN.
2. LETTER ONE SIDE OF STREET NAME SIGN ONLY.
3. STREET NAME SIGN ATTACHED PERPENDICULAR TO POST ON APPROVED MOUNTING BRACKET ONLY.



ROADSIDE SIGNS

STREET / STOP NAME SIGN ASSEMBLY AND FABRICATION
N.T.S.

F:\work\ALL\CAD-DWG\STANDARDS\CMB_STANDARD_DETAILS\Public Works Manual\CMB Roadway Details